

*Wahle's
Wood
Works
and
Mouldings,
Inc.*

**# 3 Williams Drive
Union, MO. 63084**

**Phone: 636-583-1133
Fax: 800-937-3111**

wahlesinfo@yhti.net

www.wahles.com

*We
specialize
in
CUSTOM*

Interior Door
Ideas

Not all available
door styles are
included
in this brochure.

**Interior Doors
made in a
variety of
Wood Species
Including:**

**Poplar
(Paint - White)**

Red Oak

White Oak


**Qtr. Sawn White
Oak**

White Hard Maple

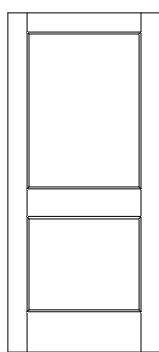
American Cherry

Alder

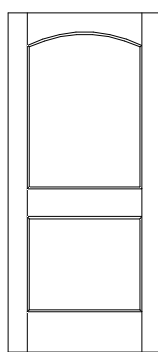
**Call for availability
on other species.**



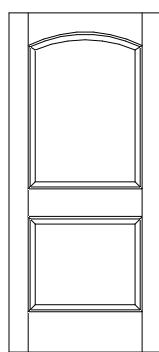
1-Panel (Flat)



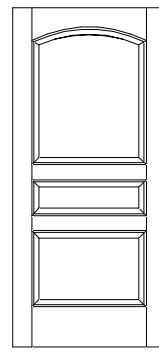
2-Panel (Flat)



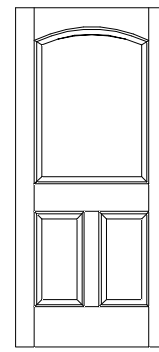
2-Panel (Flat)
Top Panel
Arched



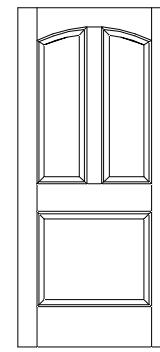
2-Panel
Top Panel
Arched



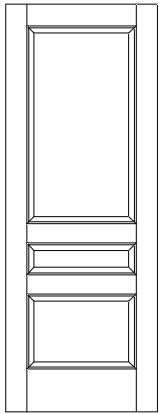
3-Panel
Top Panel Arched



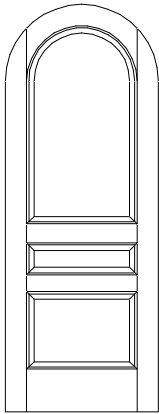
3-Panel
Top Panel Arched
2 Vertical Panels



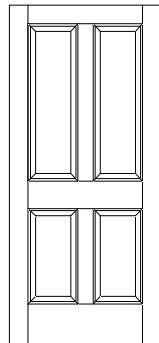
3-Panel
Top 2-Panels Arched
1-Panel below



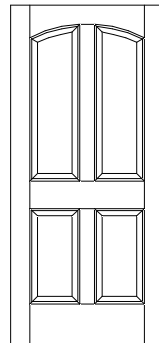
3-Panel
Horizontal Panel
at Lock Rail



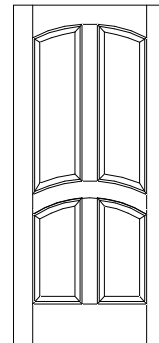
3-Panel
Springline Door



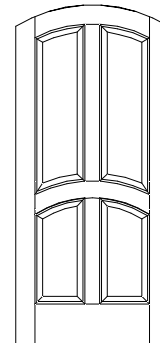
4-Panel



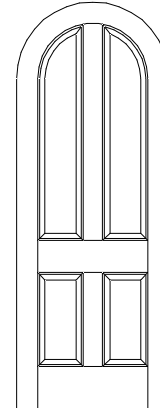
4-Panel
Top Panels Arch



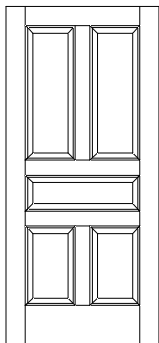
4-Panel
Panels Arched
Lock Rail Arched



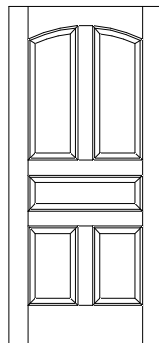
4-Panel
Arch Top Door
Lock Rail Arched



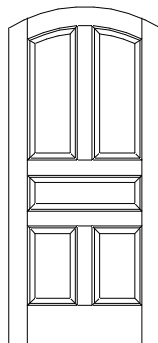
4-Panel
Springline Door



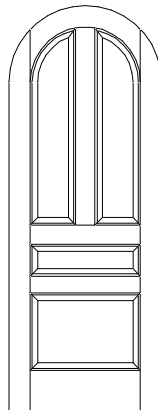
5-Panel



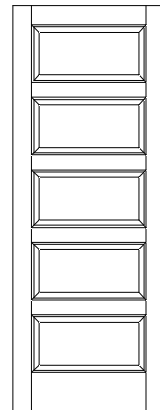
5-Panel
Top 2 Panels
Arched



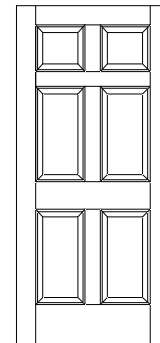
5-Panel
Arc Top
Door



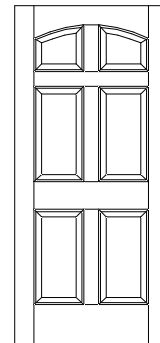
5-Panel
Springline Door



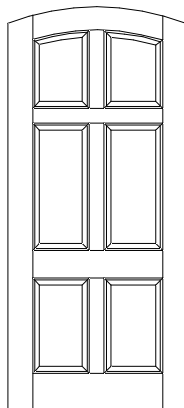
5-Panel
Horizontal
Panels



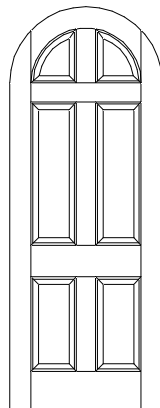
6-Panel



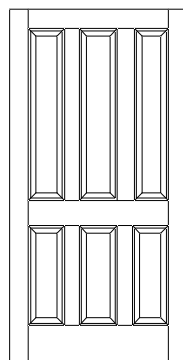
6-Panel
Top 2 Panels Arched



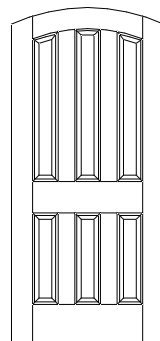
6-Panel
Arch Top Door



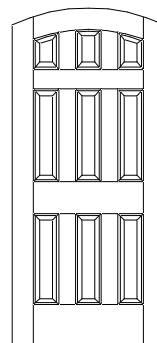
6-Panel
Springline Door



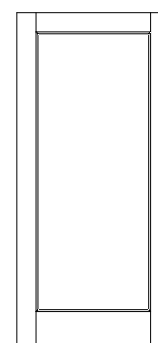
6-PANEL
(3w X 2h)



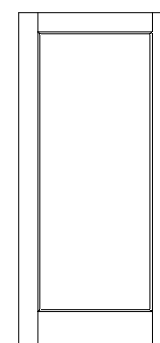
6-Panel
Arch Top Door
(3w X 2h)



9-Panel
Arch Top Door



Design Your Own



Design Your Own